




2021 - 2022 BEEF RECORD BOOK



EMMET-CHARLEVOIX COUNTY 4-H MARKET LIVESTOCK ASSOCIATION



- ☐ Junior (8-11 years)
- ☐ Intermediate (12-14 years)
- ☐ Senior (15-19 years)

Member: _____

Exh. # _____

Club Name: _____

BEEF RECORD BOOK

MEMBER: _____

Years in 4-H: _____ **Years in Project:** _____

**Place a fun photo of your
and your project animal here**

Records are due on the 1st Sunday of fair, (the same day that the animal projects arrive) and can be turned in to the check-in station in the Community Center from 12 noon until 6:00 pm. Books can not be turned in until all signatures have been obtained. Please complete your records in either black or blue ink.

Why Keep Records:

By keeping records, you will be able to see how much progress you have made as you work towards the goals you set.

Good Records Will:

- ★ Help you learn about your animal, it's rate of growth, feed requirements and their habits;
- ★ Help you understand your projects financial requirements and outcome;
- ★ Improve your management practices;
- ★ Give you a record of your project activities;
- ★ Help you better plan for future projects

This record books is a requirement for entry in and exhibition at the Emmet-Charlevoix County fair's 4-H market classes and auction.

You need to submit one completed record book for each animal project you exhibit. The record book must be completed by the exhibitor.

I certify that I have completed this record book to the best of my ability:


Exhibitor's Signature: _____

Parent/Guardian Signature: _____

Leader's Signature: _____

Leader Comments: _____


Charting Your Animals Weight:



Weight in pounds

Official Weight Record:

First Official Weight	Final Weight (pounds)	# of Days on Feed	Total #'s of Gain	Average Daily Gain (pounds/day)



Feed Record Card

Name _____ Dates _____

Kind of Livestock _____ Number or Name of Animals _____ Ages of Animals _____

Instructions: This card may be used to keep feed records on dairy and livestock projects. Use a separate card for each dairy animal. Use a separate card for each kind of livestock and for each animal or group of animals fed a different ration. This side of the card is used to compute and show all rations used. Use reverse side to show amounts. Summarize and transfer totals to your livestock record form at the completion of your project and include this card as a part of your records.

Grain Ration No. 1			Grain Ration No. 3		
Date used: From _____ To _____			Date used: From _____ To _____		
Ingredients	Pounds	Cost	Ingredients	Pounds	Cost
Totals			Totals		
Cost per pound _____			Cost per pound _____		

Grain Ration No. 2			Grain Ration No. 4		
Date used: From _____ To _____			Date used: From _____ To _____		
Ingredients	Pounds	Cost	Ingredients	Pounds	Cost
Totals			Totals		
Cost per pound _____			Cost per pound _____		

4-H Youth Development • Michigan State University Extension

Record average daily feed amounts and also the total for each month.
Use local prices for feed not purchased.

		Grain		Hay		Silage		Pasture		Pellets		Other		Other	
		lbs.	cost	lbs.	cost	lbs.	cost	days	cost						
OCT.	Daily														
	Monthly														
	Total to Date														
NOV.	Daily														
	Monthly														
	Total to Date														
DEC.	Daily														
	Monthly														
	Total to Date														
JAN.	Daily														
	Monthly														
	Total to Date														
FEB.	Daily														
	Monthly														
	Total to Date														
MAR.	Daily														
	Monthly														
	Total to Date														
APRIL	Daily														
	Monthly														
	Total to Date														
MAY	Daily														
	Monthly														
	Total to Date														
JUNE	Daily														
	Monthly														
	Total to Date														
JULY	Daily														
	Monthly														
	Total to Date														
AUG.	Daily														
	Monthly														
	Total to Date														
SEPT.	Daily														
	Monthly														
	Total to Date														

Total feed cost _____

Treatment Record for Vaccines, Medications and Medicated Feed

Treatment Date & Time	Animal ID	Condition Being Treated	Est. Weight	Medication Dispensed, Amount & Route	Name of Person Who Administered Treatment	Instructed Withdrawal Time	Results (Recovered, Sold or Died)	If this is an extra label or RX Drug, list the Licensed Veterinary

EXPENSES OTHER THAN FEED WORKSHEET

	Sept	Oct	Nov	Dec	Jan	Feb	Mar	Apr	May	Jun	Jul	Aug	Monthly Totals
Veterinary Charges													
Bedding													
Insecticides													
Equipment													
Reg. Fees													
Trucking													
Rental/Lease Inc. Stall Fee													
Shearing Fee													
Interest Paid on Loans													
Advertising or Marketing													
Misc. (Specify)													
Buyer Recognition													

TOTAL - \$ _____

PROJECT SUMMARY

- 1) Total # of Days on Feed: _____
(From start of project to final weigh-in)

ANIMAL GROWTH:

- 2) Starting Weight: # _____
3) Ending Weight : # _____
4) Total Weight Gained: # _____
5) Average Daily Gain: # _____

FEED INFO:

- 6) Total Pounds of Feed Fed: # _____
7) Total Feed Costs: \$ _____
8) Amount of Feed Fed Per Pound of Gain: _____
(Line 6 divided by Line 4)
9) Feed Cost per Pound: \$ _____
(Line 7 divided by Line 4)

FINANCIAL INFO:

- 10) Purchase Cost of your Animal: \$ _____
11) Total Feed Costs: \$ _____
(Amount from Line 7 above)
12) Total Expenses - other than feed: \$ _____
(Refer to page 8)
13) Total cost of Project: \$ _____
(Add lines 10, 11 & 12)
14) Break-Even Cost per Pound: \$ _____
(Line 13 divided by Line 3)

FINANCIAL SUMMARY:

Fill in the information below to determine the net income from your project, That is, money you have earned for your time management and financial investment.

_____ X _____ = \$ _____
Market Price Final Weight Expected Income

Other Income (If any, please specify) _____

Total Expected Income: \$ _____ (add expected income and other income)

PROJECT PHOTOS

Taking a picture of your project animal at the beginning and at the end of your project year will indicate how well your animal has grown and developed. You can choose to add more photos of your project - with you learning and having

Date of Beginning Photo: _____

Date of Ending Photo: _____

DRUG STATEMENT

I have been advised that the presence of any drug, antibiotic or biological residue discovered in my project animal during the slaughtering process, will result in the following:

- 1) The animal carcass will be deemed unwholesome or adulterated, and thereby unfit for human consumption; and
- 2) I will forfeit any and all fair premiums and all auction proceeds.

I hereby certify that and drug, antibiotic or biological residue which may have been administered by myself or other person, was done so in strict compliance with manufactures label requirements.

Signature of Exhibitor: _____

Signature of Parent/Guardian: _____

Date: _____

SHOW RECORD (Optional)

DATE	SHOW	CLASS	RIBBON / PLACING

RECEIPTS


Use this chart to keep a record of everything you sell, or receive in premiums and monetary awards

DATE	DESCRIPTION	AMOUNT

IDENTIFY THE WHOLESALE CUTS OF MEAT

1. Brisket 2. Chuck 3. Flank 4. Short Loin 5. Short Plate

6. Rib 7. Round 8. Fore Shank 9. Sirloin 10. Tip



MATCH THE BEEF BY-PRODUCT WITH THE ANIMAL PART:

	Cartilage	Plasma Protein	Fatty Acids	Hide	Blood	Hooves & Horns	Gelatin	Hair	Pancreas	Liver
Leather										
Blood / Sausage										
Margarine										
Marshmallows										
Combs										
Anti-Coagulants										
Cake Mixes										
Insulin										
Paint Brushes										
Plastic Surgery										

BEEF PROJECT KNOWLEDGE

(For Junior - Intermediate - Senior members to compete)

1. List the project and personal/life skills you have gained during this project year:

This image shows a blank sheet of white paper with horizontal ruling lines. The lines are evenly spaced and run across the width of the page. There are no margins, text, or other markings on the paper.

2. What did you do to market your animal project ?

This image shows a blank sheet of white paper with horizontal ruling lines. The lines are evenly spaced and extend across the width of the page. There are no margins, text, or other markings on the paper.

BEEF PROJECT KNOWLEDGE

(For Intermediate & Senior members to compete)

3. What 4-H activities - other than club meetings - have you participated in this year ?
(Examples: Field trips, judging teams, camps, clinics, state and regional events, 4-H Council meetings, community service projects)

4. What have you done to help your club's 4-H leader or other club members this year?

5. What was your biggest project management problem this year? How did you deal with it?

BEEF PROJECT KNOWLEDGE

(For Senior members to compete)

6. What does Sportsmanship mean to you?

7. What qualities in a market livestock animal will demonstrate value to a potential buyer? Please list at least 4 qualities.

RECORD BOOK SCORE SHEET

Exhibitors must receive a minimum of 113 points to show their animal.

A = 146 + points / B = 130–145 points / C 113-129 points

PAGE # / Content	POSSIBLE POINTS	YOUR SCORE:
1 - Exhibitor Info	7	
3 - Why Keep Records	4	
4 - Weight Record	16	
5/6 - Feed Record Card	20	
7 - Treatment Record	5	
8 - Expenses Other Than Feed	15	
9 - Project Summary	20	
10 - Photo Page	10	
11 - Drug Statement	5	
12 - Show Record (extra credit)	Bonus 10	
13 - Wholesale Cuts / By-Products	20	
14 - 16 - Knowledge Questions (all)	10	
TOTAL # OF POINTS:	162	Your Sub-Total: _____
<i>Extra Credit Options:</i>	-	-
Pg 10 - Show Record	10	
Photo Scrapbook	20	
Meeting Records	15	
TOTAL:	45 Possible	Your Total: _____
		YOUR RIBBON: A B C